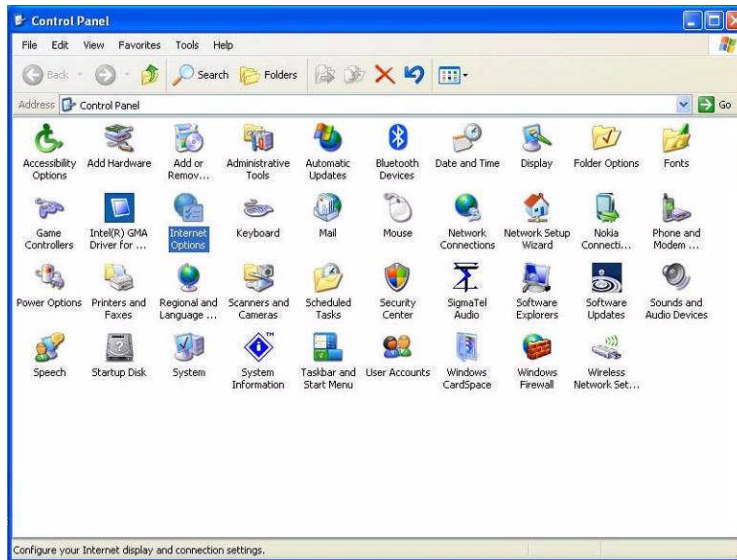


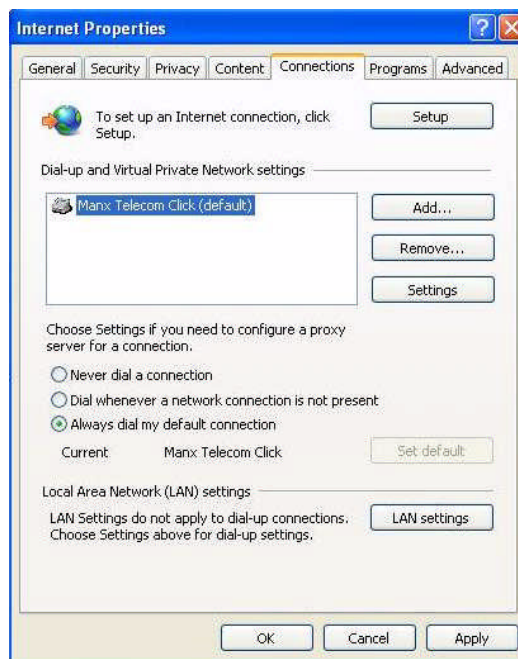


## How to Change Windows XP to use the new Manx Telecom Click Dial-Up Number

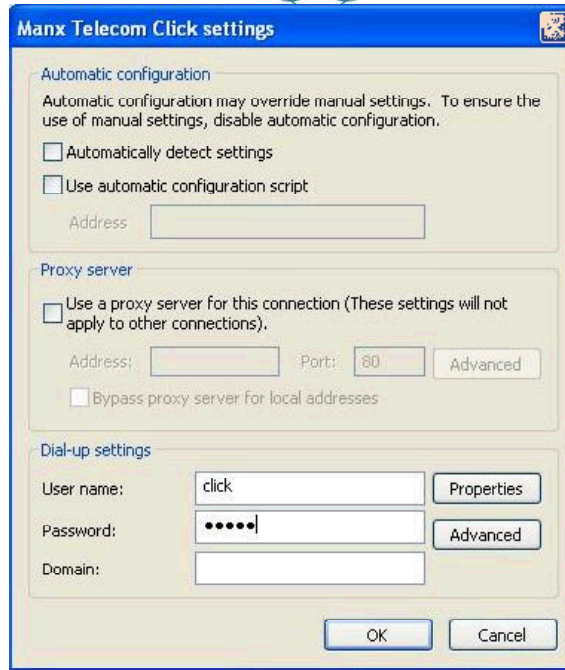
- Click the **Start** Button, click **Settings** and then click the **Control Panel**



- Double Click **Internet Options**



- Highlight your connection and click the **Settings** button



- Next click the **Properties** button



- Now change the **Phone number** to **147008440906246** and click **OK** on the **Properties** window and then click **OK** on the **Settings** Window and finally click **OK** on the **Internet Options** window.

Your computer will now use the correct Click dial-up number for your Internet access.

If you have any difficulties with this or would like to discuss our range of Internet access products please contact us on 624624.