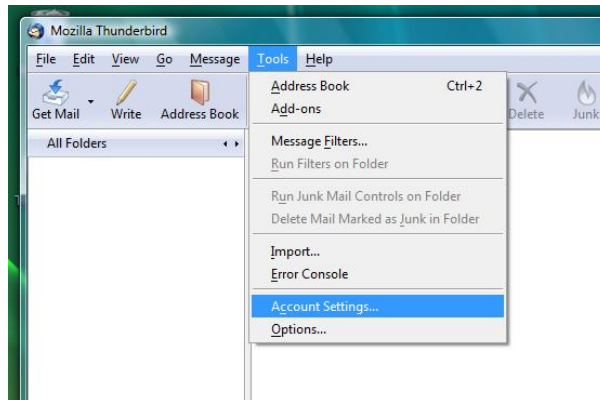
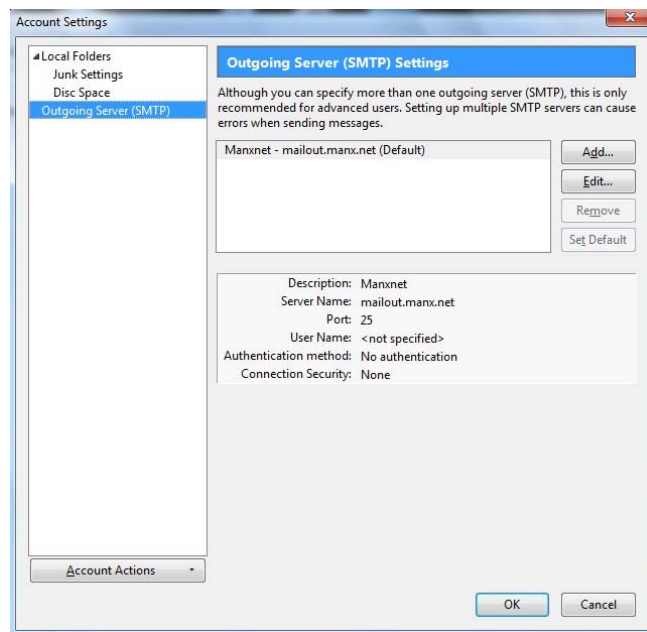


Setting up Thunderbird Mail for Manxnet Mail

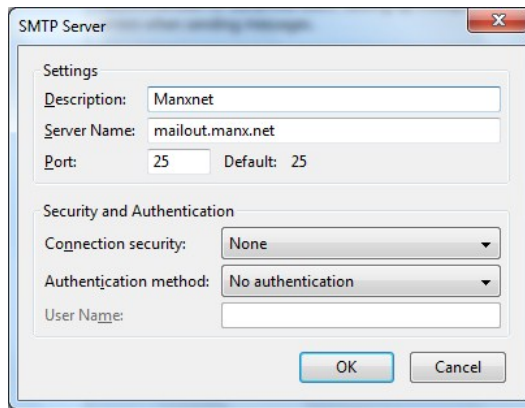
- Open your Thunderbird program by clicking the **Start** button and selecting Mozilla Thunderbird from the program list.



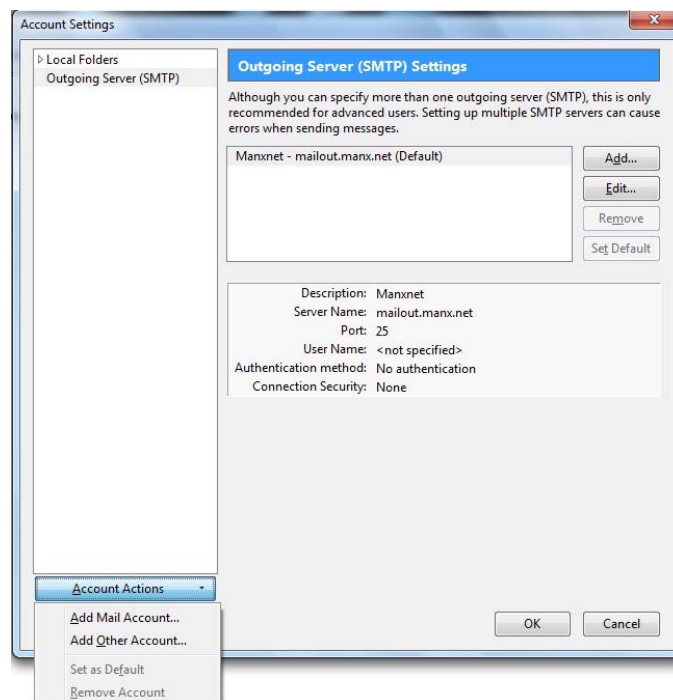
- Click **Tools** and select **Account Settings**



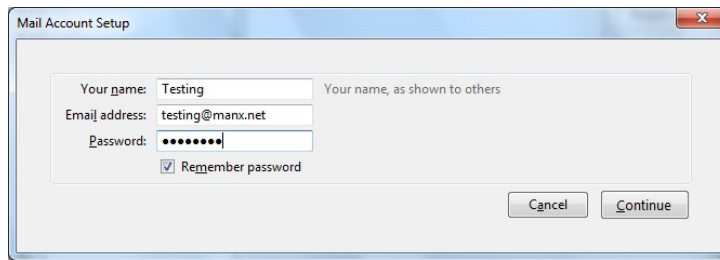
- In the **Account Settings** window click **Outgoing Server (SMTP)**
- In the **Outgoing Server (SMTP) Settings** on the right-hand side click **Add** and the **SMTP Server** window will open.



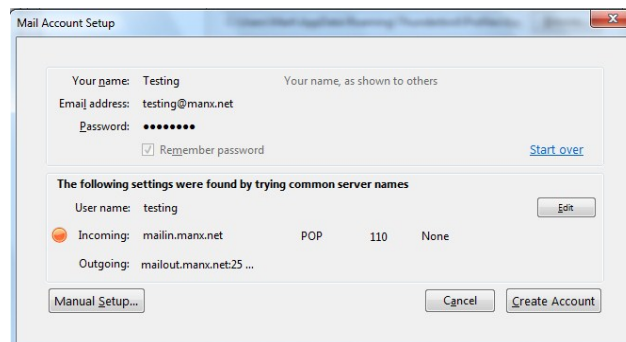
- In the **SMTP Server** window fill out the settings as follows:
- **Description:** This is the name of the Outgoing Server, for this example we've called this **Manxnet**
- **Server Name:** mailout.manx.net
- **Port:** 25
- **Security and Authentication**
 - **Connection security:** None
 - **Authentication method:** No authentication
 - **Username:** Leave blank
- Click **OK**



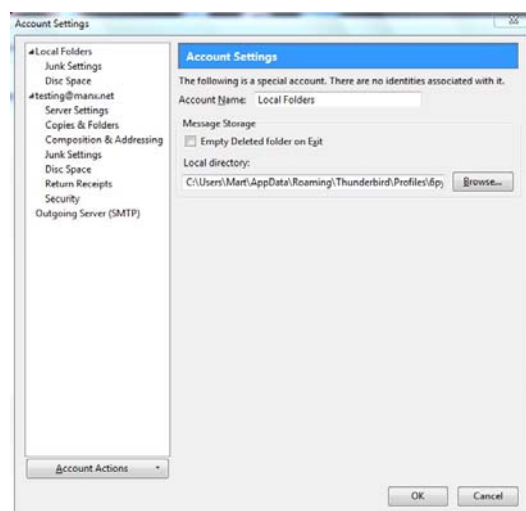
- In the **Account Settings** screen click **Account Actions** in the lower left-hand side of the window and click **Add Mail Account**.



- In the **Mail Account Setup** wizard enter your email details:
 - **Your name:** Enter your name as you wish it to be shown to others
 - **Email address:** Enter your email address
 - **Password:** Enter your email password
- Once you have entered these details click **Continue**



- Thunderbird will now attempt to automatically configure the server details, when it finds settings click the **Edit** button
- Edit the server settings as shown above, you can select the **mailout.manx.net:25** Outgoing server we created earlier.
- Click **Re-test Configuration**
- Click **Create Account**
- You may see a Thunderbird notice regarding encryption on the Incoming server, tick the box **I understand the risks** and click **Create Account**



You will now see your account in the Account Settings Window. Click **OK** to close this window and complete the setup

If you have any problems with this procedure or require further information please visit our website located at <http://www.manxtelecom.com/support> or contact our Service Centre on **624 624** at any time.